



Proposed new adult social care Prevention and Wellbeing Grant Fund: Summary report

This report was created on Monday 04 September 2017 at 14:54.

The consultation ran from 14/06/2017 to 01/09/2017.

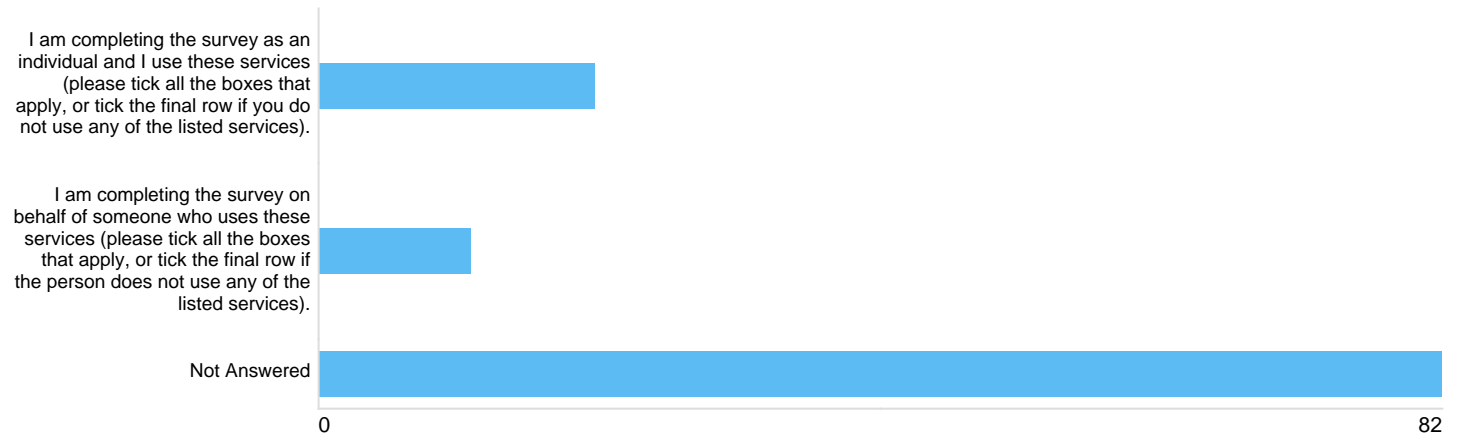
Contents

Question 1: Please tell us about yourself by ticking and completing all the boxes that apply to you.	2
About you - Information, advice and guidance provided by Age UK or Mosaic	2
About you - Services provided by Leicestershire Centre for Integrated Living	2
About you - Carers support from CLASP, Age UK or Ansaar	3
About you - Lunch clubs	3
About you - Stroke support from Leicester Stroke Club	4
About you - Advocacy	4
About you - Sight Loss support from Vista	5
About you - None of the services listed above apply	5
Service provided and name	5
On behalf of an organisation not a current provider	5
Question 2: Overall do you agree with the key features of the proposed grant fund set out above? Please tick one box.	6
Do you agree with the key features of the proposed grant fund?	6
Key features proposed - why disagree?	6
Question 3: Which groups of people (adults 18 and over) should the grant fund seek to support (for example, people with hearing loss, or older people who are lonely and isolated). Please list who you think the main groups should be and why these groups should be included.	6
Groups of people to support and reasons why:	6
Question 4: What kinds of projects do you think the fund should seek to fund, and why? Your suggestions can include both existing projects in Leicester or elsewhere that you think work well, or new ideas that you think should be tried out.	6
Types of projects to fund and reasons why	6
Question 5: Should the grant fund be aimed at funding projects in specific areas of the city as well as having some city wide projects? Please tick one box and give reasons for your choice.	6
Specific areas of the city, yes or no?	6
Reasons for targeting specific areas of the city	7
Question 6: Overall, do you agree or disagree with the proposal to set up a grant fund for adult social care prevention and wellbeing? Please tick one box.	7
Overall, do you agree or disagree with the proposal to set up a grant fund for adult social care prevention and well-being?	7
Other comments:	7
Question 7: Age:	7
Age	7
Question 8: Gender:	8
Gender	8
Question 9: Ethnic background:	9
Ethnicity	9
If you said your ethnic group was one of the 'Other' categories, please tell us what this is:	10
Question 10: How would you define your religion or belief?	11
religion	11
other religion	11
Question 11: Disability	12
Disability, yes or no?	12
Disability detail	12
Other disability	13
Question 12: Sexual orientation. Do you consider yourself to be ...	13
sexuality	13
Other sex	13




Question 1: Please tell us about yourself by ticking and completing all the boxes that apply to you.

About you - Information, advice and guidance provided by Age UK or Mosaic



Option	Total	Percent
I am completing the survey as an individual and I use these services (please tick all the boxes that apply, or tick the final row if you do not use any of the listed services).	20	17.70%
I am completing the survey on behalf of someone who uses these services (please tick all the boxes that apply, or tick the final row if the person does not use any of the listed services).	11	9.73%
Not Answered	82	72.57%


About you - Services provided by Leicestershire Centre for Integrated Living






Option	Total	Percent
I am completing the survey as an individual and I use these services (please tick all the boxes that apply, or tick the final row if you do not use any of the listed services).	6	5.31%
I am completing the survey on behalf of someone who uses these services (please tick all the boxes that apply, or tick the final row if the person does not use any of the listed services).	4	3.54%
Not Answered	103	91.15%

About you - Carers support from CLASP, Age UK or Ansaar



Option	Total	Percent
I am completing the survey as an individual and I use these services (please tick all the boxes that apply, or tick the final row if you do not use any of the listed services).	12	10.62%
I am completing the survey on behalf of someone who uses these services (please tick all the boxes that apply, or tick the final row if the person does not use any of the listed services).	7	6.19%
Not Answered	94	83.19%


About you - Lunch clubs






Option	Total	Percent
I am completing the survey as an individual and I use these services (please tick all the boxes that apply, or tick the final row if you do not use any of the listed services).	15	13.27%
I am completing the survey on behalf of someone who uses these services (please tick all the boxes that apply, or tick the final row if the person does not use any of the listed services).	4	3.54%
Not Answered	94	83.19%

About you - Stroke support from Leicester Stroke Club



Option	Total	Percent
I am completing the survey as an individual and I use these services (please tick all the boxes that apply, or tick the final row if you do not use any of the listed services).	3	2.65%
I am completing the survey on behalf of someone who uses these services (please tick all the boxes that apply, or tick the final row if the person does not use any of the listed services).	2	1.77%
Not Answered	108	95.58%

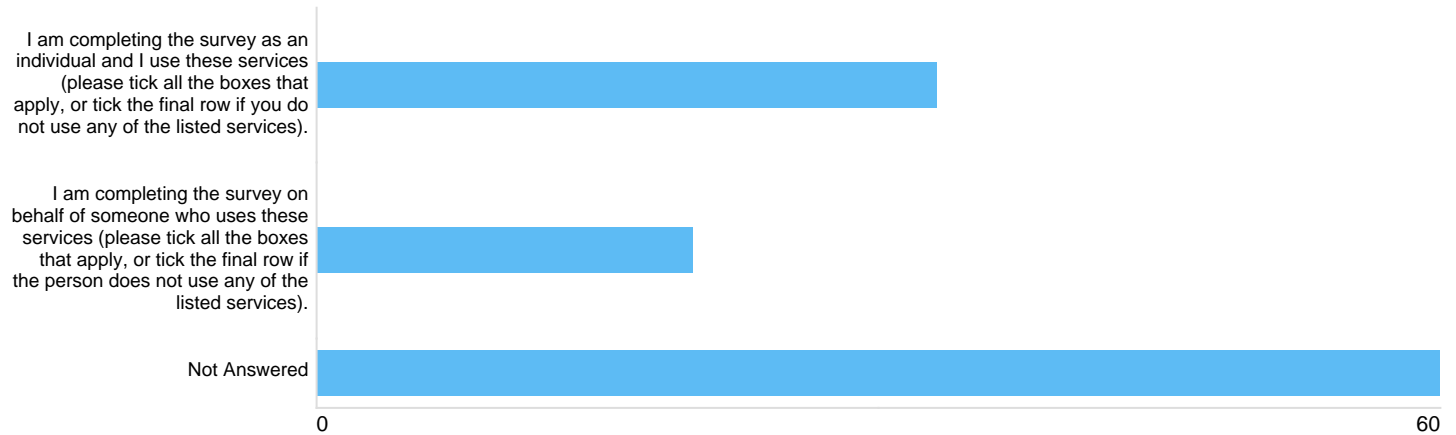
About you - Advocacy






Option	Total	Percent
I am completing the survey as an individual and I use these services (please tick all the boxes that apply, or tick the final row if you do not use any of the listed services).	9	7.96%
I am completing the survey on behalf of someone who uses these services (please tick all the boxes that apply, or tick the final row if the person does not use any of the listed services).	4	3.54%
Not Answered	100	88.50%

About you - Sight Loss support from Vista



Option	Total	Percent
I am completing the survey as an individual and I use these services (please tick all the boxes that apply, or tick the final row if you do not use any of the listed services).	33	29.20%
I am completing the survey on behalf of someone who uses these services (please tick all the boxes that apply, or tick the final row if the person does not use any of the listed services).	20	17.70%
Not Answered	60	53.10%

About you - None of the services listed above apply



Option	Total	Percent
I am completing the survey as an individual and I use these services (please tick all the boxes that apply, or tick the final row if you do not use any of the listed services).	13	11.50%
I am completing the survey on behalf of someone who uses these services (please tick all the boxes that apply, or tick the final row if the person does not use any of the listed services).	1	0.88%
Not Answered	99	87.61%

Service provided and name

There were 14 responses to this part of the question.

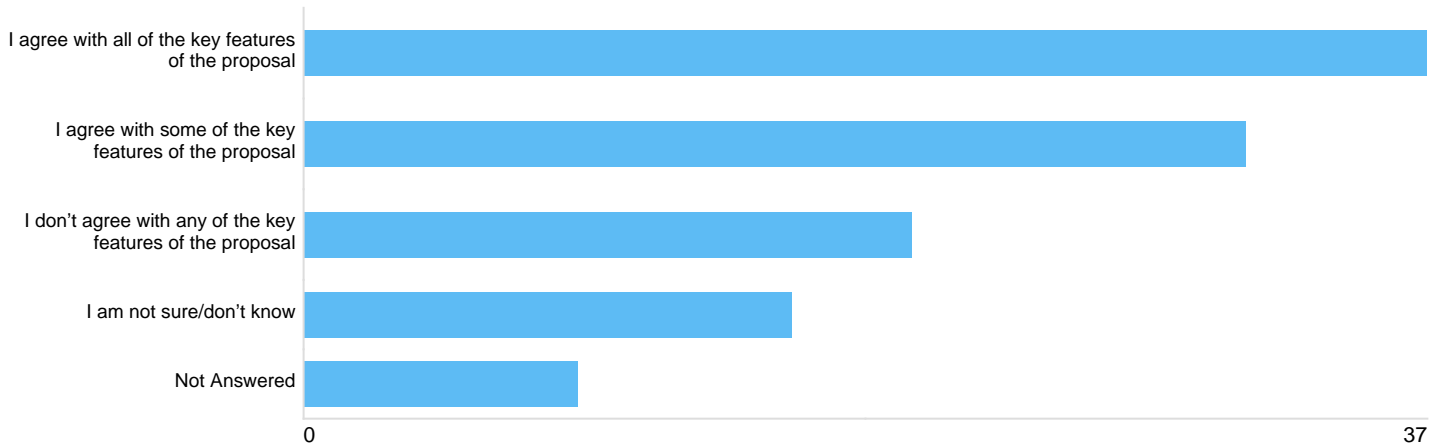
On behalf of an organisation not a current provider

There were 10 responses to this part of the question.



Question 2: Overall do you agree with the key features of the proposed grant fund set out above? Please tick one box.

Do you agree with the key features of the proposed grant fund?



Option	Total	Percent
I agree with all of the key features of the proposal	37	32.74%
I agree with some of the key features of the proposal	31	27.43%
I don't agree with any of the key features of the proposal	20	17.70%
I am not sure/don't know	16	14.16%
Not Answered	9	7.96%

Key features proposed - why disagree?

There were **44** responses to this part of the question.

Question 3: Which groups of people (adults 18 and over) should the grant fund seek to support (for example, people with hearing loss, or older people who are lonely and isolated). Please list who you think the main groups should be and why these groups should be included.

Groups of people to support and reasons why:

There were **99** responses to this part of the question.

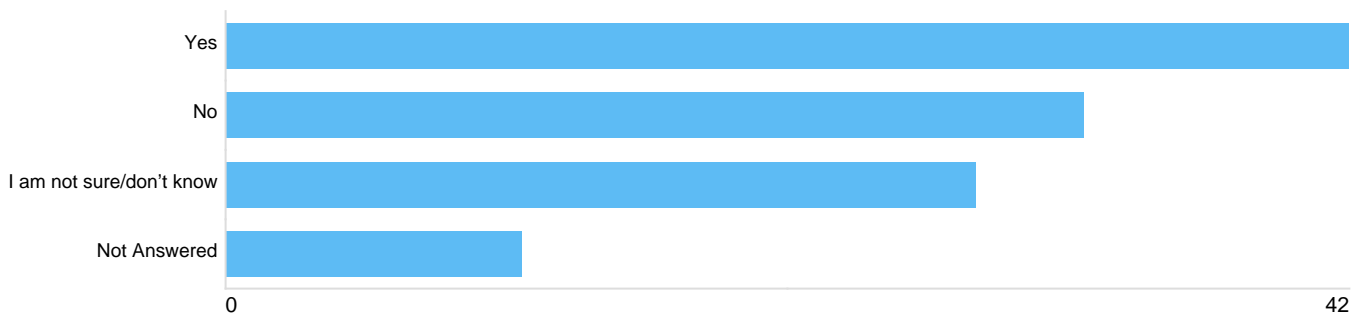
Question 4: What kinds of projects do you think the fund should seek to fund, and why? Your suggestions can include both existing projects in Leicester or elsewhere that you think work well, or new ideas that you think should be tried out.

Types of projects to fund and reasons why

There were **87** responses to this part of the question.

Question 5: Should the grant fund be aimed at funding projects in specific areas of the city as well as having some city wide projects? Please tick one box and give reasons for your choice.

Specific areas of the city, yes or no?





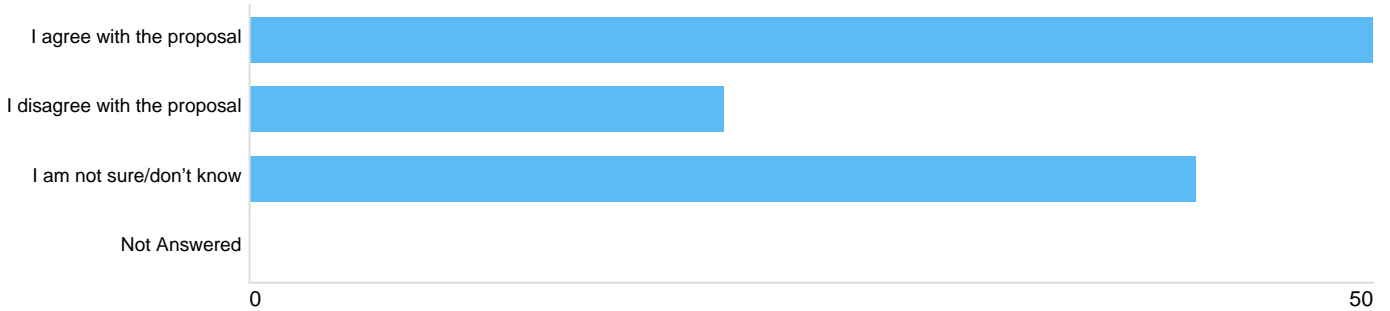
Option	Total	Percent
Yes	42	37.17%
No	32	28.32%
I am not sure/don't know	28	24.78%
Not Answered	11	9.73%

Reasons for targeting specific areas of the city

There were 55 responses to this part of the question.

Question 6: Overall, do you agree or disagree with the proposal to set up a grant fund for adult social care prevention and wellbeing? Please tick one box.

Overall, do you agree or disagree with the proposal to set up a grant fund for adult social care prevention and well-being?



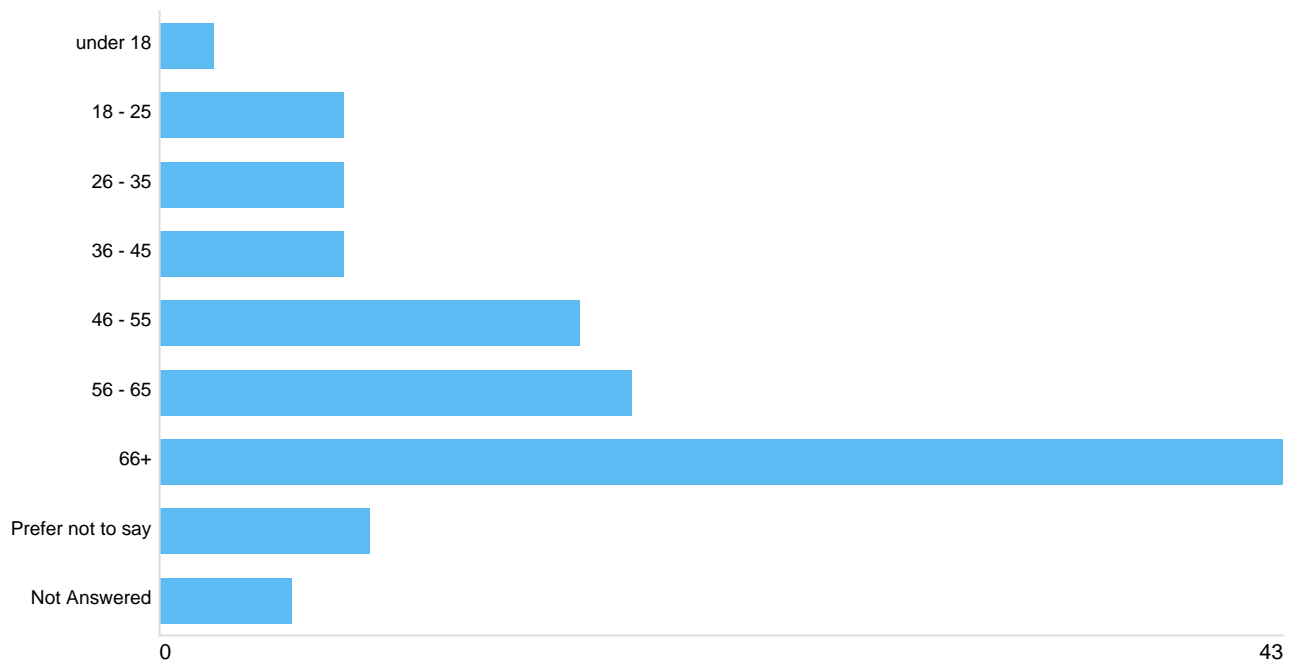
Option	Total	Percent
I agree with the proposal	50	44.25%
I disagree with the proposal	21	18.58%
I am not sure/don't know	42	37.17%
Not Answered	0	0%

Other comments:

There were 51 responses to this part of the question.

Question 7: Age:

Age

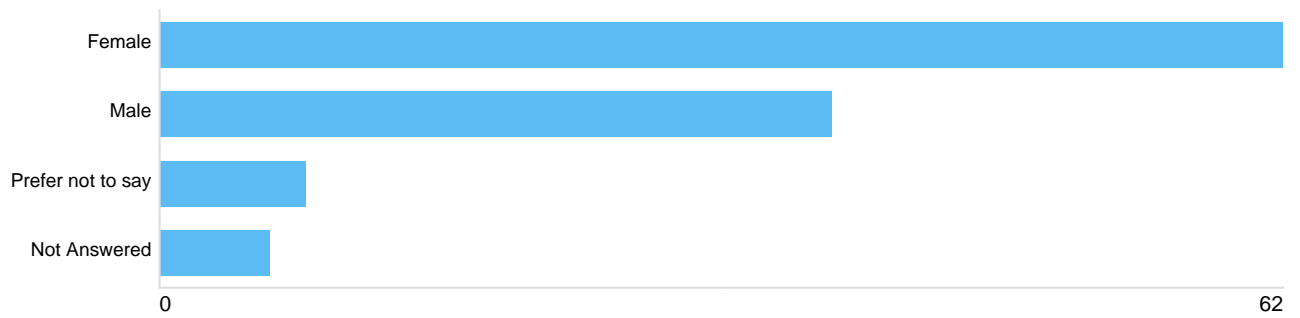




Option	Total	Percent
under 18	2	1.77%
18 - 25	7	6.19%
26 - 35	7	6.19%
36 - 45	7	6.19%
46 - 55	16	14.16%
56 - 65	18	15.93%
66+	43	38.05%
Prefer not to say	8	7.08%
Not Answered	5	4.42%

Question 8: Gender:

Gender

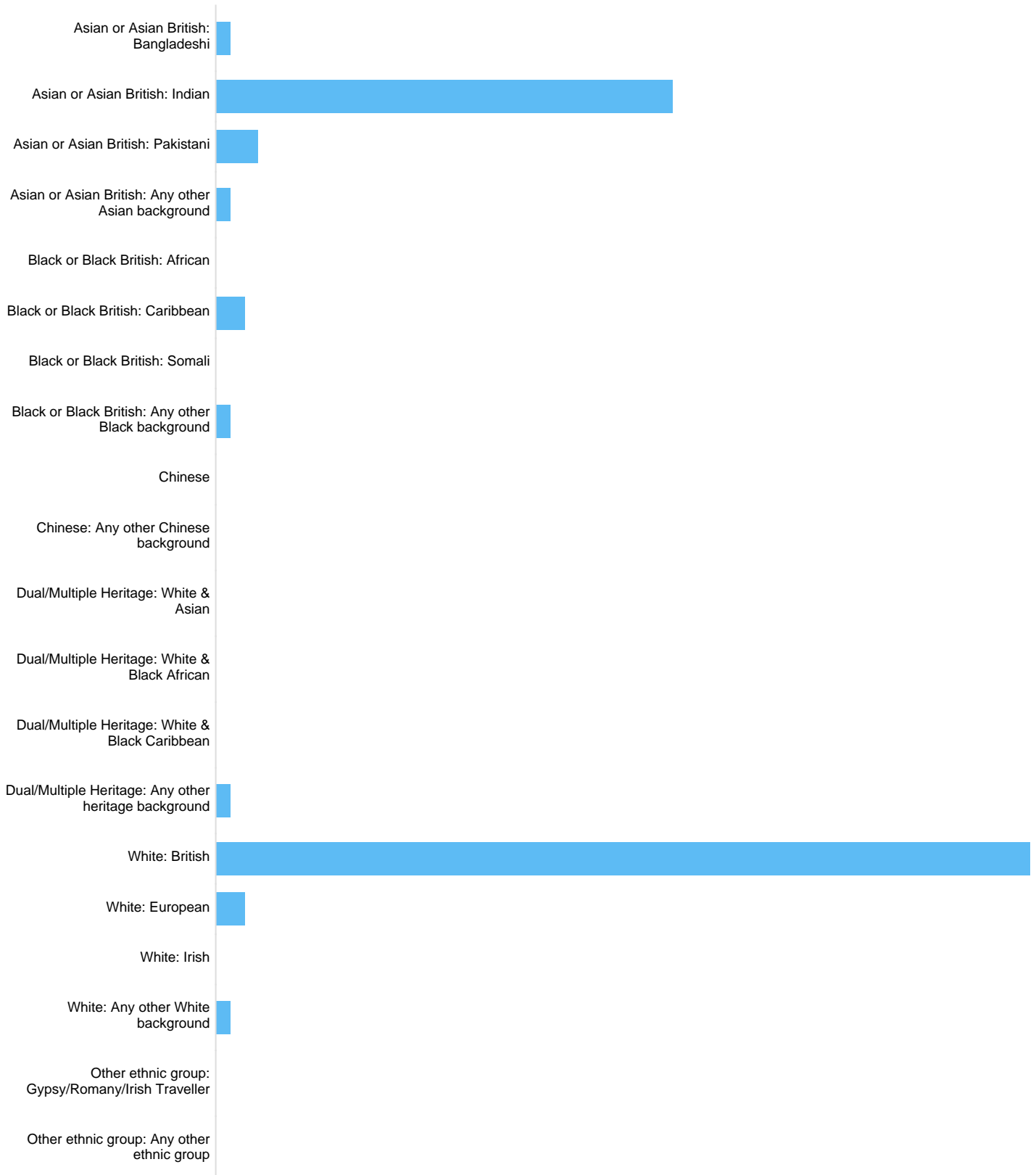


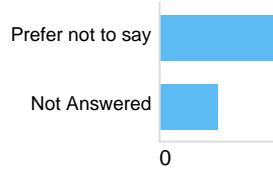


Option	Total	Percent
Female	62	54.87%
Male	37	32.74%
Prefer not to say	8	7.08%
Not Answered	6	5.31%

Question 9: Ethnic background:

Ethnicity





59

Option	Total	Percent
Asian or Asian British: Bangladeshi	1	0.88%
Asian or Asian British: Indian	33	29.20%
Asian or Asian British: Pakistani	3	2.65%
Asian or Asian British: Any other Asian background	1	0.88%
Black or Black British: African	0	0%
Black or Black British: Caribbean	2	1.77%
Black or Black British: Somali	0	0%
Black or Black British: Any other Black background	1	0.88%
Chinese	0	0%
Chinese: Any other Chinese background	0	0%
Dual/Multiple Heritage: White & Asian	0	0%
Dual/Multiple Heritage: White & Black African	0	0%
Dual/Multiple Heritage: White & Black Caribbean	0	0%
Dual/Multiple Heritage: Any other heritage background	1	0.88%
White: British	59	52.21%
White: European	2	1.77%
White: Irish	0	0%
White: Any other White background	1	0.88%
Other ethnic group: Gypsy/Romany/Irish Traveller	0	0%
Other ethnic group: Any other ethnic group	0	0%
Prefer not to say	6	5.31%
Not Answered	3	2.65%

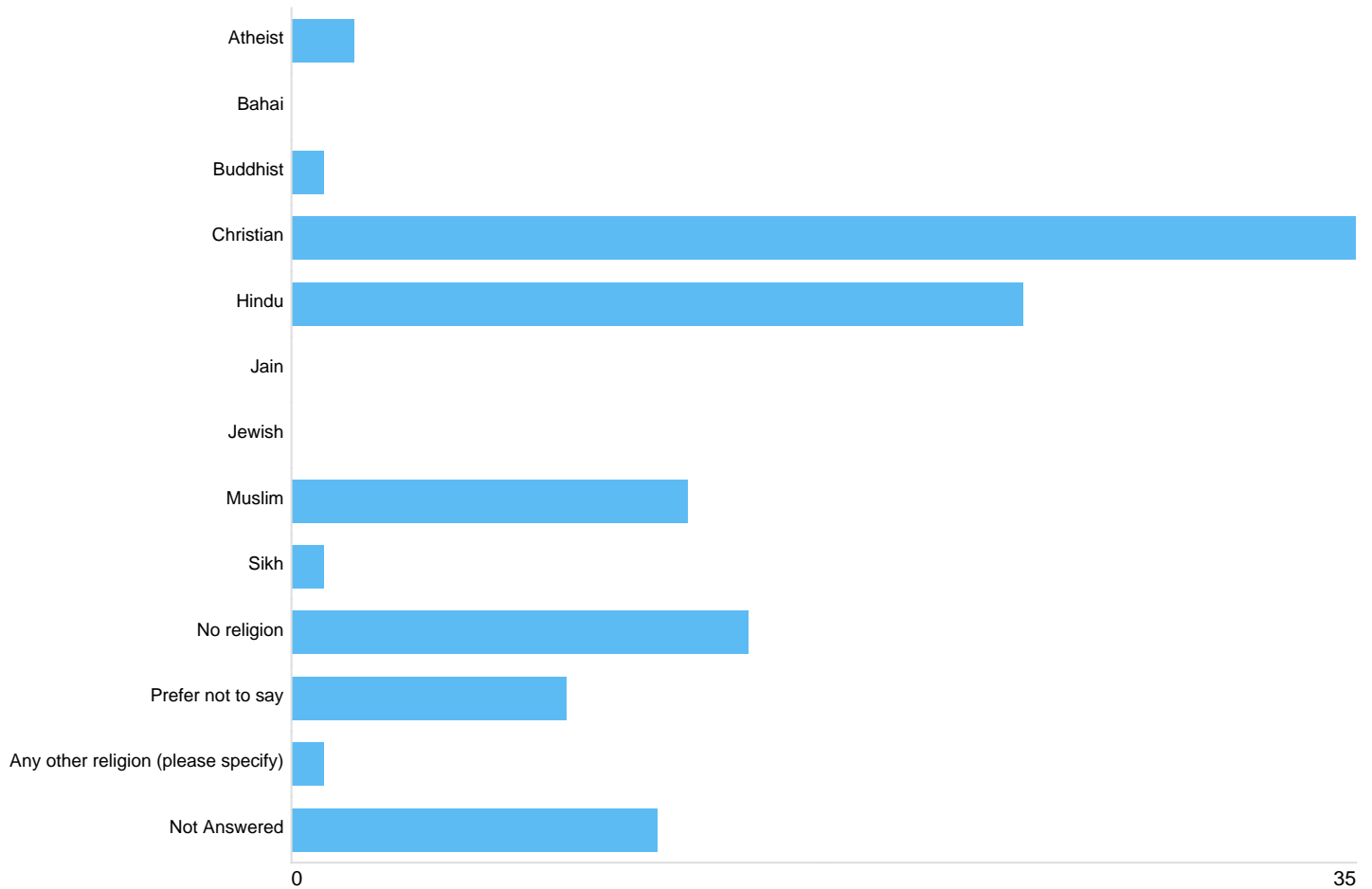
If you said your ethnic group was one of the 'Other' categories, please tell us what this is:

There was 1 response to this part of the question.



Question 10: How would you define your religion or belief?

religion



Option	Total	Percent
Atheist	2	1.77%
Bahai	0	0%
Buddhist	1	0.88%
Christian	35	30.97%
Hindu	24	21.24%
Jain	0	0%
Jewish	0	0%
Muslim	13	11.50%
Sikh	1	0.88%
No religion	15	13.27%
Prefer not to say	9	7.96%
Any other religion (please specify)	1	0.88%
Not Answered	12	10.62%

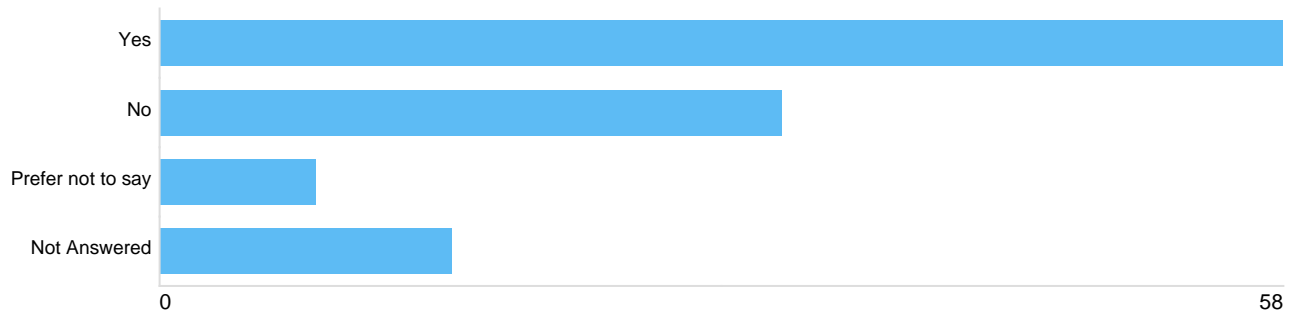
other religion

There were 2 responses to this part of the question.



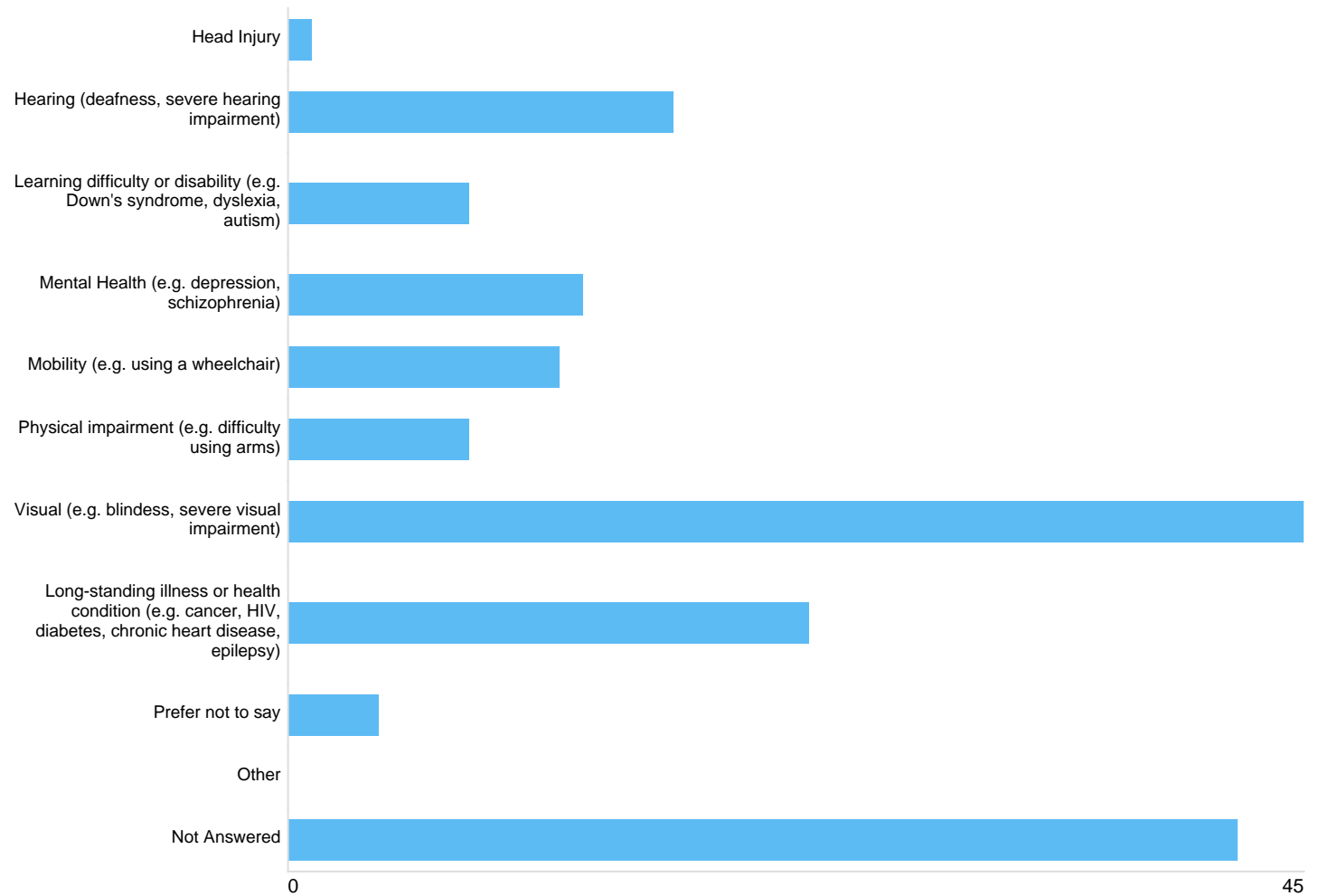
Question 11: Disability

Disability, yes or no?



Option	Total	Percent
Yes	58	51.33%
No	32	28.32%
Prefer not to say	8	7.08%
Not Answered	15	13.27%

Disability detail





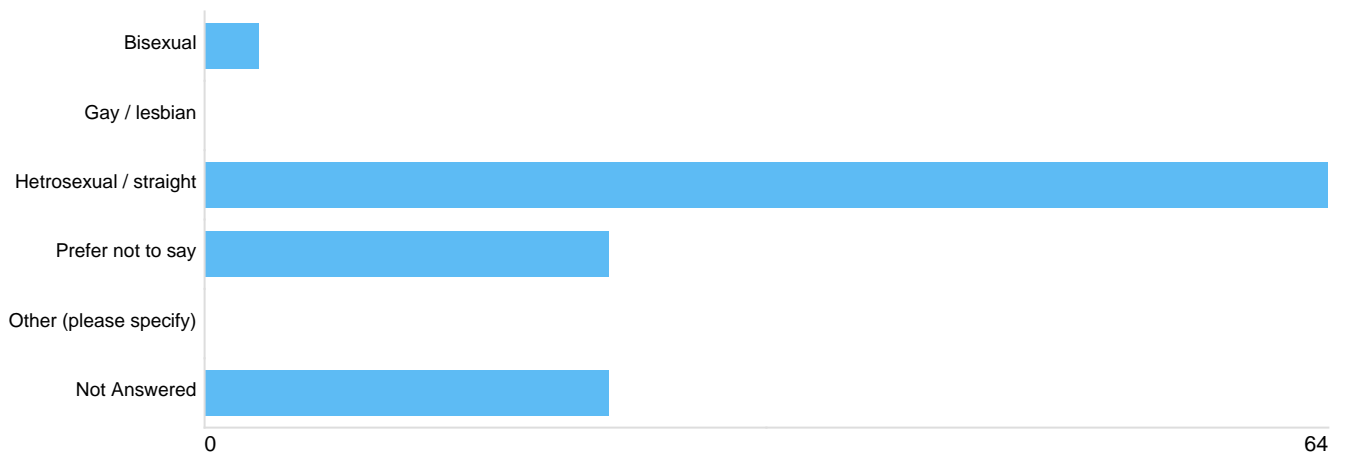
Option	Total	Percent
Head Injury	1	0.88%
Hearing (deafness, severe hearing impairment)	17	15.04%
Learning difficulty or disability (e.g. Down's syndrome, dyslexia, autism)	8	7.08%
Mental Health (e.g. depression, schizophrenia)	13	11.50%
Mobility (e.g. using a wheelchair)	12	10.62%
Physical impairment (e.g. difficulty using arms)	8	7.08%
Visual (e.g. blindness, severe visual impairment)	45	39.82%
Long-standing illness or health condition (e.g. cancer, HIV, diabetes, chronic heart disease, epilepsy)	23	20.35%
Prefer not to say	4	3.54%
Other	0	0%
Not Answered	42	37.17%

Other disability

There were 5 responses to this part of the question.

Question 12: Sexual orientation. Do you consider yourself to be ...

sexuality



Option	Total	Percent
Bisexual	3	2.65%
Gay / lesbian	0	0%
Hetrosexual / straight	64	56.64%
Prefer not to say	23	20.35%
Other (please specify)	0	0%
Not Answered	23	20.35%

Other sex

There was 1 response to this part of the question.